

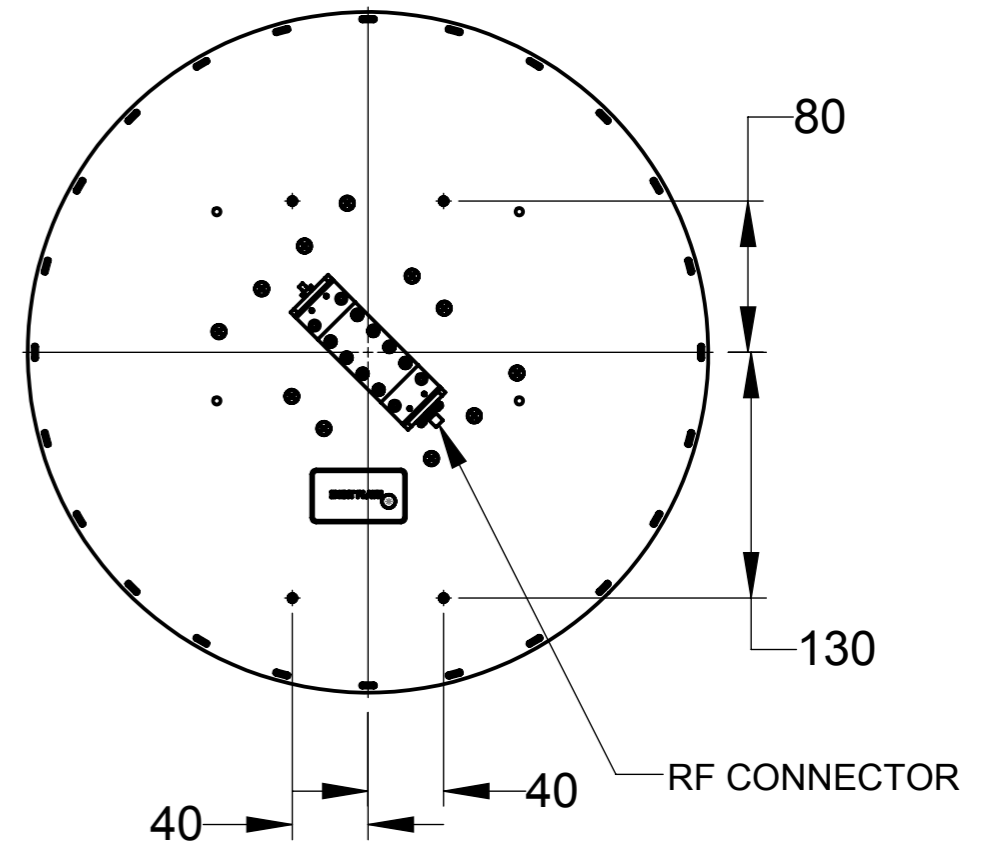
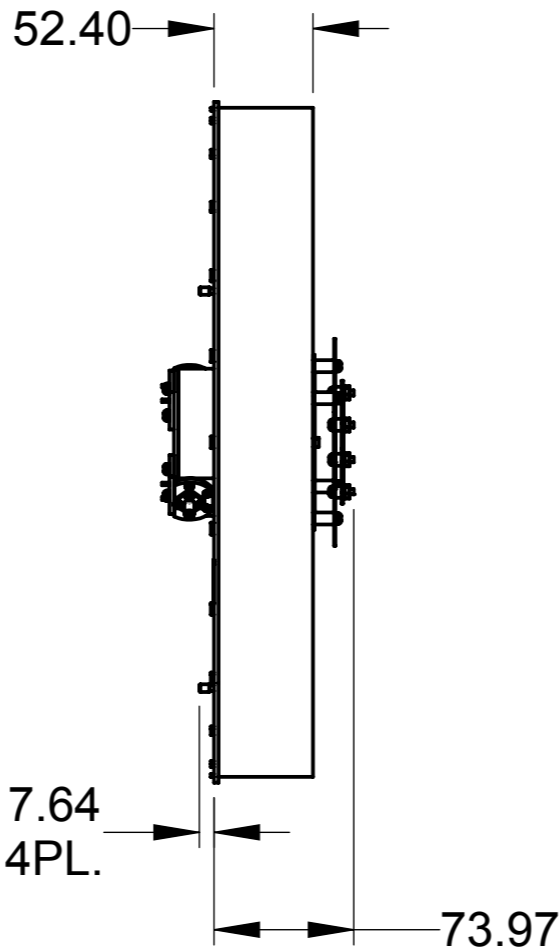
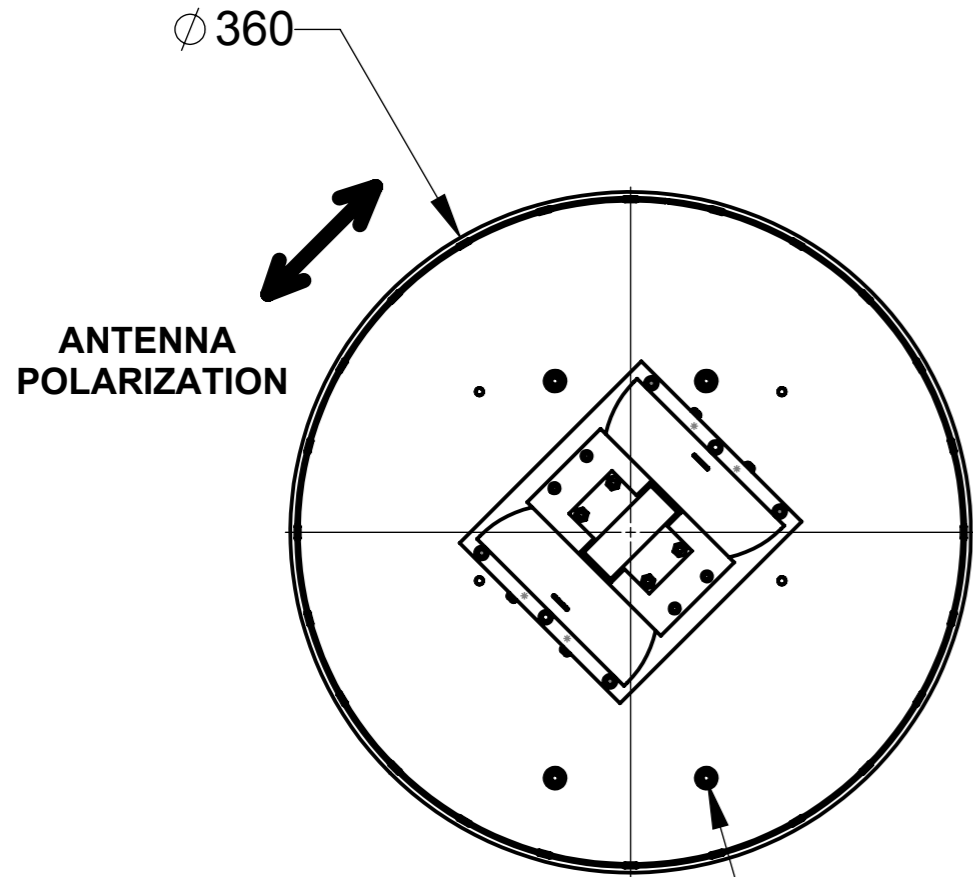
THIS DOCUMENT AND THE INFORMATION CONTAINED IN IT ARE PROPRIETARY AND CONFIDENTIAL TO M.T.I. NO PERSON IS ALLOWED TO COPY, REPRINT, REPRODUCE OR PUBLISH ANY PART OF THIS DOCUMENT, NOR DISCLOSE ITS CONTENTS TO OTHERS, NOR MAKE ANY USE OF IT, NOR ALLOW OR ASSIST OTHERS TO MAKE ANY USE OF IT - UNLESS BY THE PRIOR WRITTEN EXPRESS AUTHORIZATION OF M.T.I. AND THEN ONLY TO EXTENT AUTHORIZED. (C) COPYRIGHT - M.T.I. WIRELESS EDGE LTD.

SHEET REVISION STATUS

5	4	3	2	1	SHEET NO
					LATEST REV

REVISIONS

REV.	ECO	DESCRIPTION	DATE	APPROVED



M4 SCREWS
4PL.

RF CONNECTOR

UNLESS OTHERWISE SPECIFIED
DIMENSIONS ARE IN mm
PER ANSI Y14.5M-1982

TOLERANCE	
LINEAR	ANGULAR
±/	±/ °



CONTRACT TO			
DWG	Y AEL	Y AEL	27.10.15
CHKD			
DSGN	ILAN V.	I.V	27.10.15
PROJ	ILAN V.	I.V	27.10.15
MFG			
QA			



WIRELESS EDGE LTD.

TITLE

**ANTENNA 0.5-2GHz
MT-251007 ICD**

SIZE
A3

DWG NO

RD43334800M

SCALE- 1:4

SHEET 1 OF 1

MT-251007

NEXT ASSY