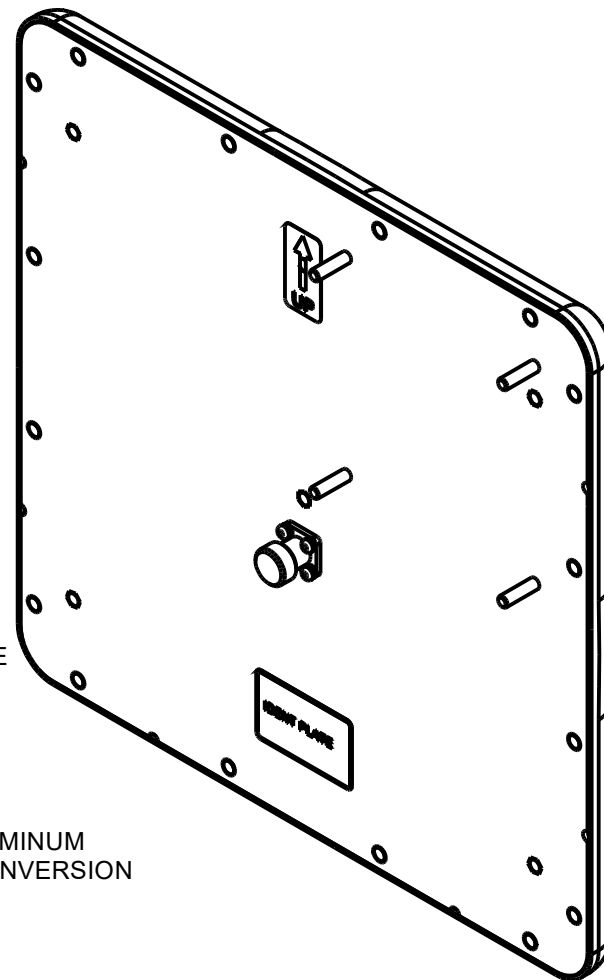
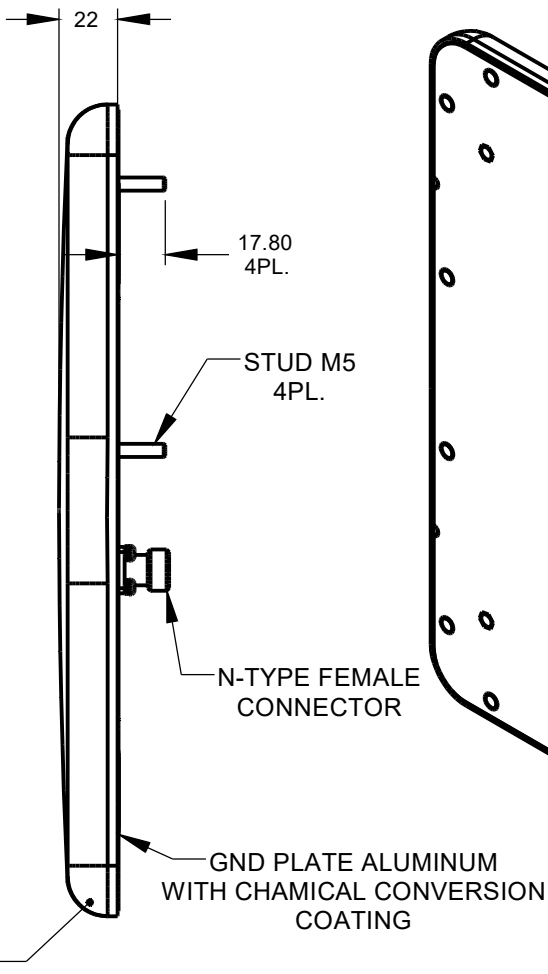
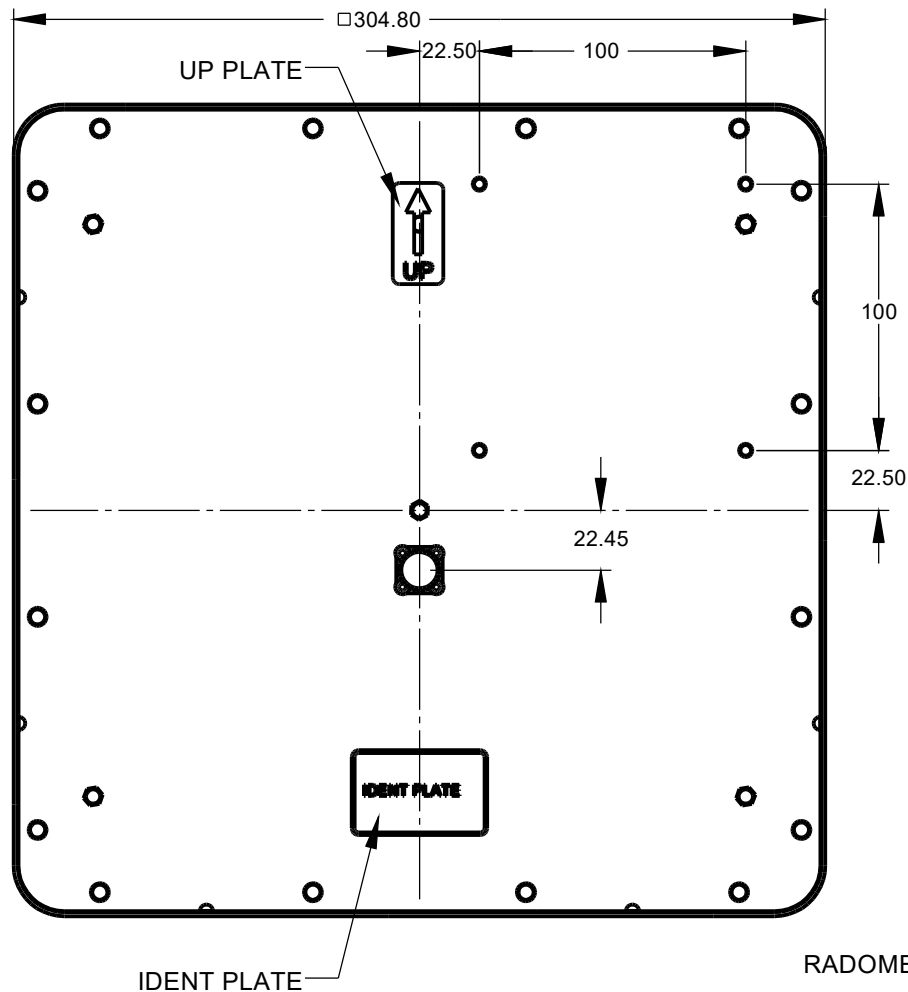


THIS DOCUMENT AND THE INFORMATION CONTAINED IN IT ARE PROPRIETARY AND CONFIDENTIAL TO M.T.I NO PERSON IS ALLOWED TO COPY, REPRINTREPRODUCE OR PUBLISH ANY PART OF THIS DOCUMENT, NOR DISCLOSE ITS CONTENTS TO OTHERS, NOR MAKE ANY USE OF IT, NOR ALLOW OR ASSIST OTHERS TO MAKE ANY USE OF IT - UNLESS BY THE PRIOR WRITTEN EXPRESS AUTHORIZATION OF M.T.I AND THEN ONLY TO EXTENT AUTHORIZED. (C) COPYRIGHT - M.T.I WIRELESS EDGE LTD.

SHEET REVISION STATUS					
5	4	3	2	1	SHEET NO
				A	LATEST REV

DESCRIPTION				
REV	ECO	REVISION RECORD	APVD	DATE
A	CV68	RELEASED	YAKOV	15.11.06



SEE SEPERATE PART LIST

UNLESS OTHERWISE SPECIFIED DIMENSIONS ARE IN mm PER ANSI Y14.5M-1982		CONTRACT TO			
TOLERANCE		DWG	YAKOV	YAKOV	19.10.06
LINEAR	ANGULAR	CHKD			
± 0.2	± 0.5°	DSGN	ALEX	A.D	24.10.06
		PROJ	ALEX	A.D	24.10.06
		MFG			
		QA	MOTOVICH	MOTI	6.11.06

Mti WIRELESS EDGE LTD.	
TITLE	ANTENNA 430 - 440 MHz MT-181033/N ICD
SIZE A3	DWG NO RD41968900C
SCALE- 1:2	SHEET 1 OF 1

MT-181033/N
NEXT ASSY



SURFACE TEXTURE IN MICRO IN.