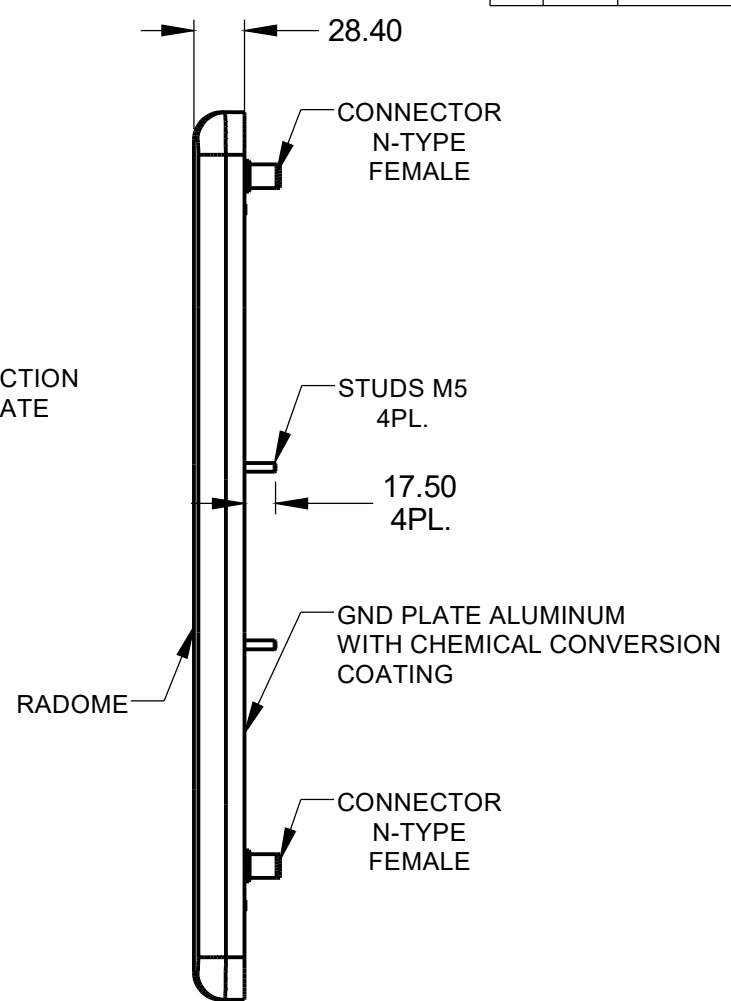
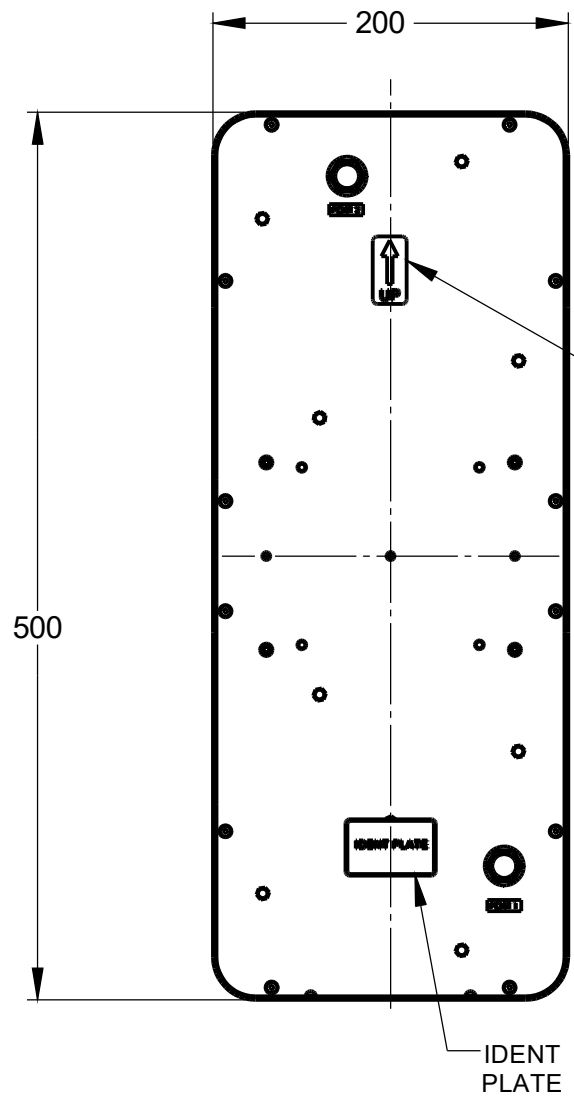


THIS DOCUMENT AND THE INFORMATION CONTAINED IN IT ARE PROPRIETARY AND CONFIDENTIAL TO M.T.I NO PERSON IS ALLOWED TO COPY, REPRINTREPRODUCE OR PUBLISH ANY PART OF THIS DOCUMENT, NOR DISCLOSE ITS CONTENTS TO OTHERS, NOR MAKE ANY USE OF IT, NOR ALLOW OR ASSIST OTHERS TO MAKE ANY USE OF IT - UNLESS BY THE PRIOR WRITTEN EXPRESS AUTHORIZATION OF M.T.I AND THEN ONLY TO EXTENT AUTHORIZED. (C) COPYRIGHT - M.T.I WIRELESS EDGE LTD.

SHEET REVISION STATUS					
5	4	3	2	1	SHEET NO
				A	LATEST REV

DESCRIPTION				
REV	ECO	REVISION RECORD	APVD	DATE
A	CV26	RELAISED	Yael H.	4.2.07

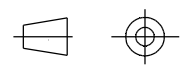


ALL DIMENSIONS ARE REF

UNLESS OTHERWISE SPECIFIED DIMENSIONS ARE IN mm PER ANSI Y14.5M-1982		CONTRACT TO	
TOLERANCE		DWG	Yael Yael 21.1.07
LINEAR	ANGULAR	CHKD	ARKADY A.K 21.1.07
±0.2	±/°	DSGN	ALEX D. A.D 21.1.07
SURFACE TEXTURE IN MICRO IN.		PROJ	ALEX D. A.D 21.1.07
		MFG	
		QA	MOTOVICH MOTI 24.1.07

Mti WIRELESS EDGE LTD.	
TITLE ANTENNA 950-956MHz MT-262018/NRLH ICD	
SIZE A3	DWG NO RD41937600C
SCALE- 1:3	SHEET 1 OF 1

MT-262018/NRLH
NEXT ASSY



D
C
B
A

D
C
B
A

8 7 6 5 4 3 2 1

8 7 6 5 4 3 2 1